



**GOVERNMENT OF PAKISTAN
PUBLIC PROCUREMENT REGULATORY AUTHORITY
(CABINET DIVISION)**

**QUARTERLY REPORT
(APRIL- JUNE,19)**

Government of Pakistan
Public Procurement Regulatory Authority
 (IT & Research, wing)

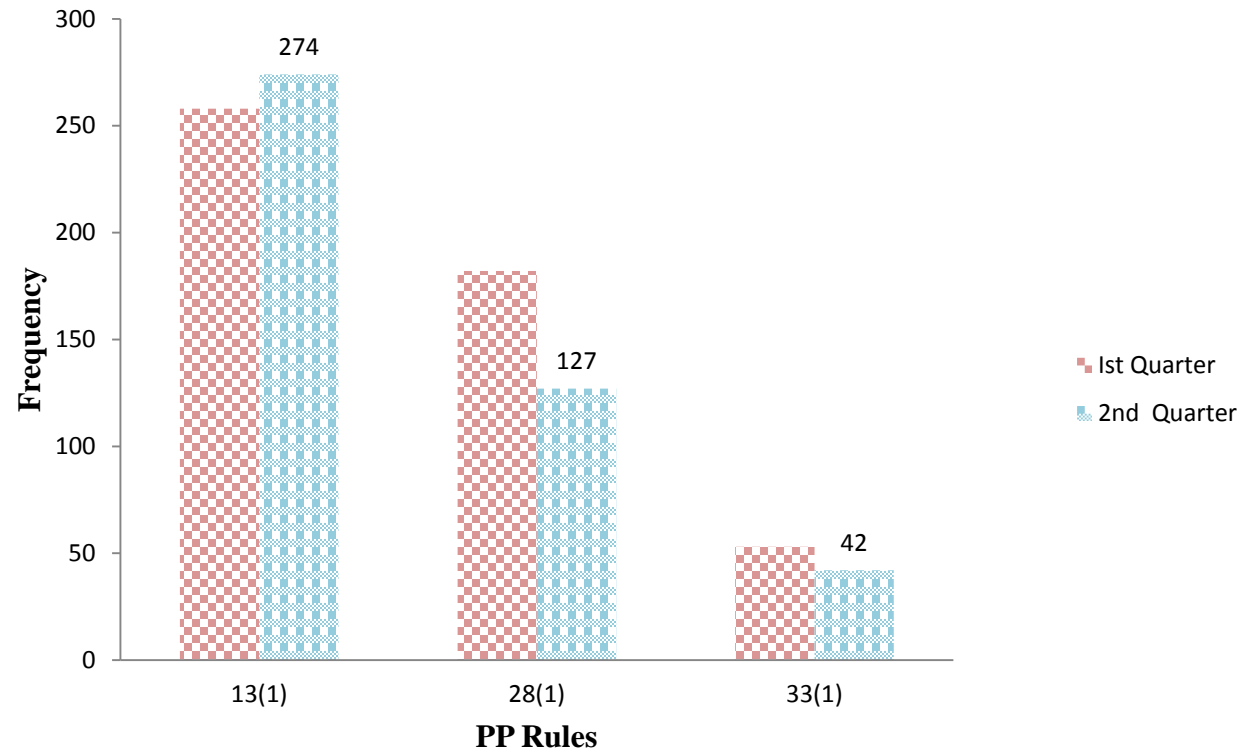
Quarterly Report on PP Rules Violations
(Jan-March, 2019 and April-June, 2019)

The IT & Research wing has analysed the data regarding most violating procuring organizations / procuring agencies and most frequently violating PP Rules in second quarter i.e. April-June, 2019 and its comparison with first quarter i.e. Jan-March, 2019. The data on Rule-wise violations are shown as under;

List of Most Violated PP Rules
(Jan, 2019 to June, 2019)

Quarter	PP Rules	Months	Frequency of Violations	Total Frequency	Total Tenders	Quarter	PP Rules	Months	Frequency of Violations	Total Frequency	Total Tenders	Result (Increase / Decrease)
Bench Mark (I)	13(1)	January	96	258	3276	II	13(1)	April	66	274	3189	Increase
		February	101					May	103			
		March	61					June	105			
	28(1)	January	67	182	2806		28(1)	April	44	127	3173	Decrease
		February	64					May	43			
		March	51					June	40			
	33(1)	January	19	53	3134		33(1)	April	12	42	1821	Decrease
		February	17					May	18			
		March	17					June	12			
Total				493	9216	Total				443	8183	

Multiple Bar Chart



Rules Description:

Where Rules 13(1), 28(1) and 33(1) are stated as under;

- **Rule 13(1) Response Time:-**

The procuring agency may decide the response time for receipt of bids or proposals (including proposals for pre-qualification) from the date of publication of an advertisement or notice, keeping in view the individual procurement's complexity, availability and urgency. However, under no circumstances the response time shall be less than fifteen days for national competitive bidding and thirty days for international competitive bidding from the date of publication of advertisement or notice. All advertisements or notices shall expressly mention the response time allowed for that particular procurement along with the information for collection of bid documents which shall be issued till a given date, allowing sufficient time to complete and submit the bid by the closing date:

Provided that no time limit shall be applicable in case of emergency.

- **Rule 28(1) Opening of Bids:-**

The date for opening of bids and the last date for the submission of bids shall be the same. Bids shall be opened at the time specified in the bidding documents. The bids shall be opened at least thirty minutes after the deadline for submission of bids.

- **Rule 33(1) Rejection of Bids:-**

The procuring agency may reject all bids or proposals at any time prior to the acceptance of a bid or proposal. The procuring agency shall upon request communicate to any supplier or contractor who submitted a bid or proposal, the grounds for its rejection of all bids or proposals, but is not required to justify those grounds.

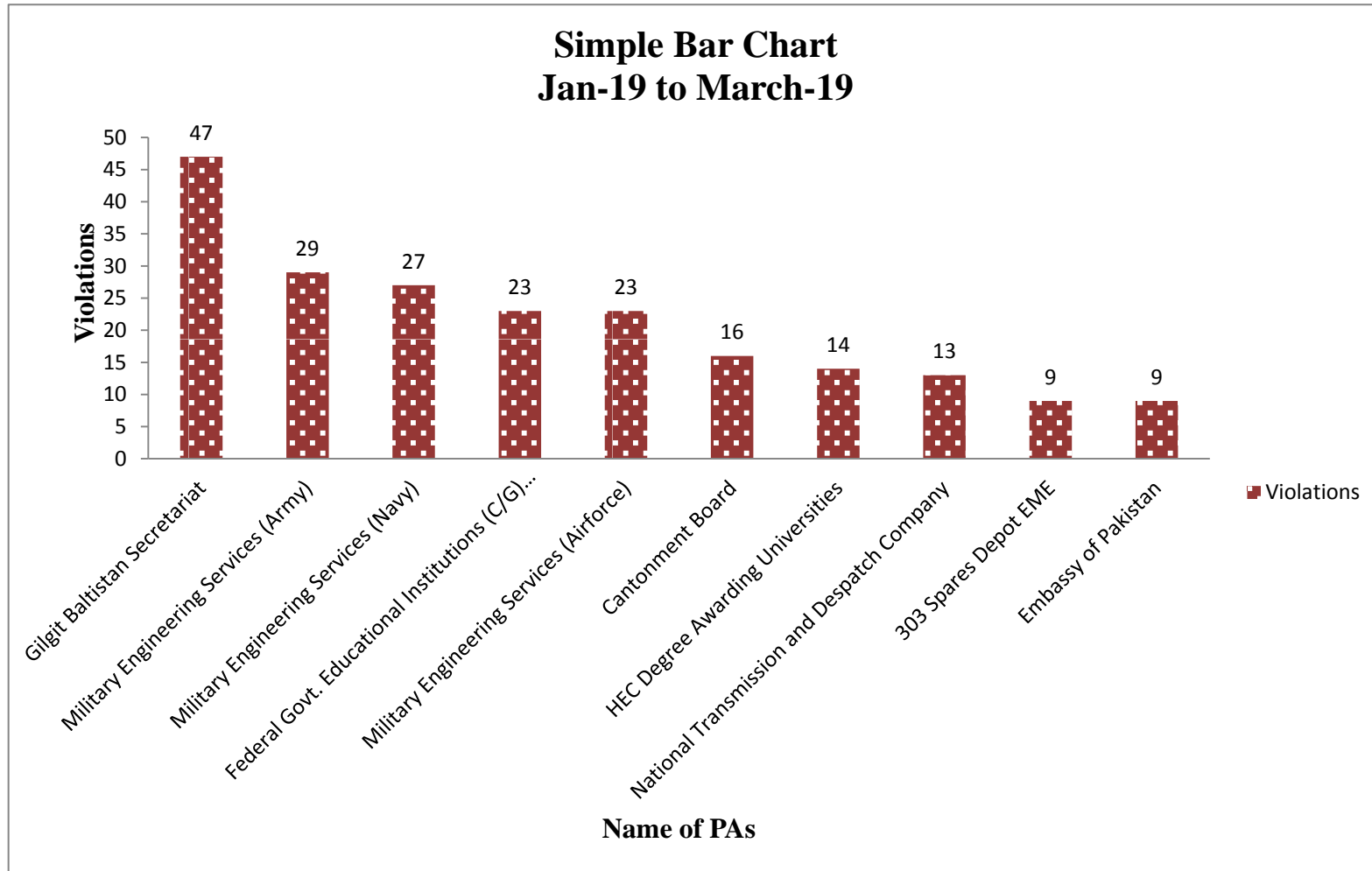
Quarterly Report on Most Violating PAs

The data on top ten agency-wise violations reveal as under;

Top Ten Procuring Agencies for Quarter-I (Jan-19 to Mar-19)

S.No	Name of Procuring Agencies	Tenders	Violations	% age
1	Gilgit Baltistan Secretariat	266	47	17.67
2	Military Engineering Services (Army)	318	29	9.12
3	Military Engineering Services (Navy)	175	27	15.43
4	Federal Govt. Educational Institutions (C/G) Directorate	55	23	41.82
5	Military Engineering Services (Airforce)	272	23	8.46
6	Cantonment Board	287	16	5.57
7	HEC Degree Awarding Universities	119	14	11.76
8	National Transmission and Despatch Company	92	13	14.13
9	303 Spares Depot EME	27	9	33.33
10	Embassy of Pakistan	20	9	45.00

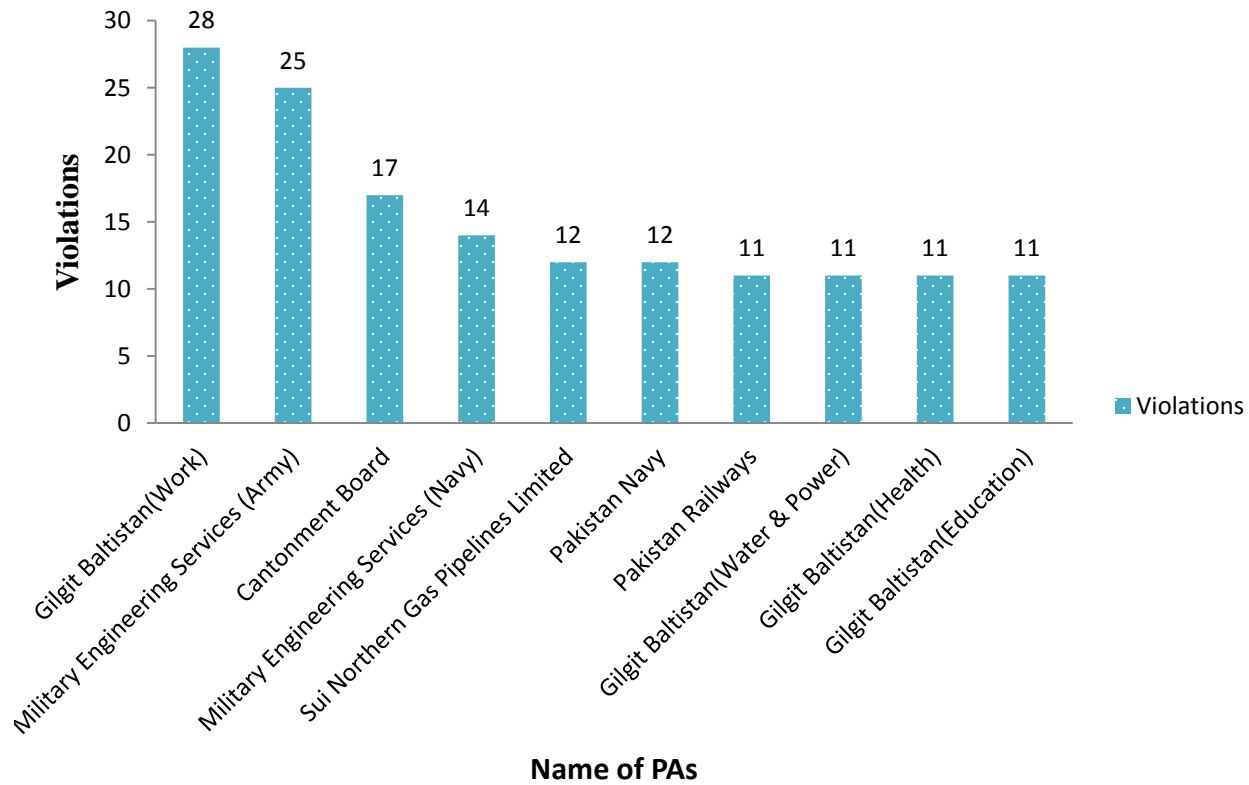
**Simple Bar Chart
Jan-19 to March-19**



Top Ten Procuring Agencies for Quarter-II (April-19 to June-19)

S.No	Name of Procuring Agencies	Tenders	Violations	% age
1	Gilgit Baltistan(Work)	173	28	16.18
2	Military Engineering Services (Army)	183	25	13.66
3	Cantonment Board	339	17	5.01
4	Military Engineering Services (Navy)	150	14	9.33
5	Sui Northern Gas Pipelines Limited	768	12	1.56
6	Pakistan Navy	251	12	4.78
7	Pakistan Railways	275	11	4.00
8	Gilgit Baltistan(Water & Power)	110	11	10.00
9	Gilgit Baltistan(Health)	37	11	29.73
10	Gilgit Baltistan(Education)	32	11	34.38

**Simple Bar Chart
April-19 to June-19**



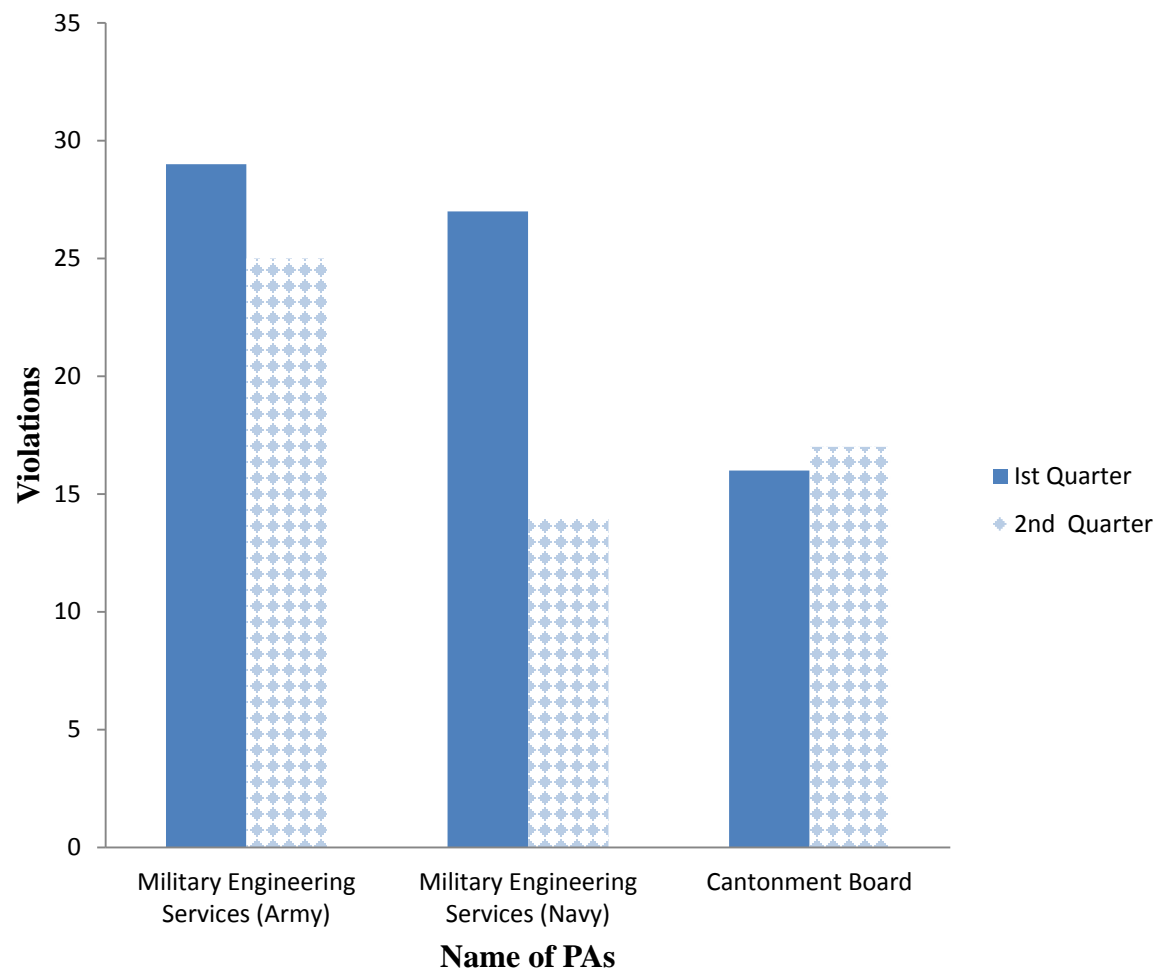
Comparison of Common PAs during First Two Quarters, 2019

S.No	Name of Procuring Agencies	Bench Mark						Result (Increase / Decrease)
		1 st Quarter			2 nd Quarter			
		Tenders	Violations	% age	Tenders	Violations	% age	
1	Military Engineering Services (Army)	318	29	9.12	183	25	13.66	Increase
2	Military Engineering Services (Navy)	175	27	15.43	150	14	9.33	Decrease
3	Cantonment Board	287	16	5.57	339	17	5.01	Decrease

Recommendations:

- Circulate among all Wings of PPRA to facilitate them for their tasks.
- May write appreciation letters to P.As at (2) & (3) and assistance letter to P.A at (1).

Comparison of Common PAs during First Two Quarters, 2019



Maximum No of Tenders Uploaded by PAs during First Two Quarters of calendar year, 2019

S.No	Name of PAs	Quarter-I		Name of PAs	Quarter-II	
		Tenders	Violations		Tenders	Violations
1	Embassy of Pakistan	20	9	Gilgit Baltistan(Education)	32	11
2	303 Spares Depot EME	27	9	Gilgit Baltistan(Health)	37	11
3	Federal Govt. Educational Institutions (C/G) Directorate	55	23	Gilgit Baltistan(Water & Power)	110	11
4	National Transmission and Despatch Company	92	13	Military Engineering Services (Navy)	150	14
5	HEC Degree Awarding Universities	119	14	Gilgit Baltistan(Work)	173	28
6	Military Engineering Services (Navy)	175	27	Military Engineering Services (Army)	183	25
7	Gilgit Baltistan Secretariat	266	47	Pakistan Navy	251	12
8	Military Engineering Services (Airforce)	272	23	Pakistan Railways	275	11
9	Cantonment Board	287	16	Cantonment Board	339	17
10	Military Engineering Services (Army)	318	29	Sui Northern Gas Pipelines Limited	768	12