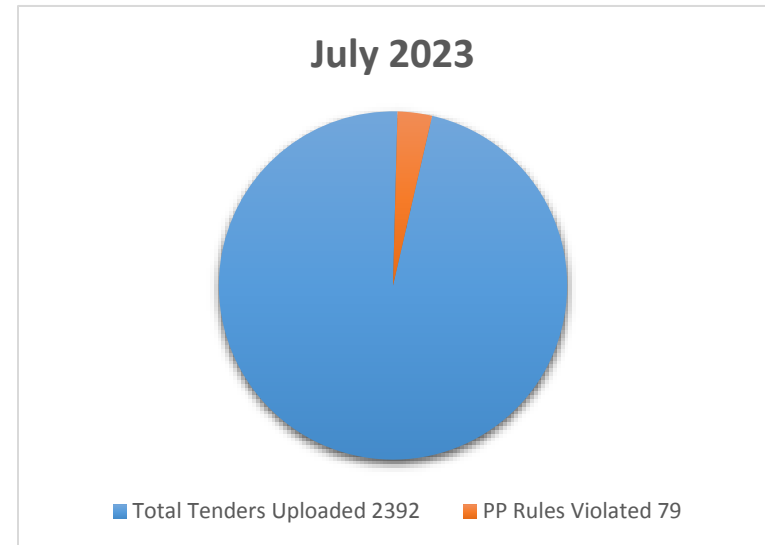
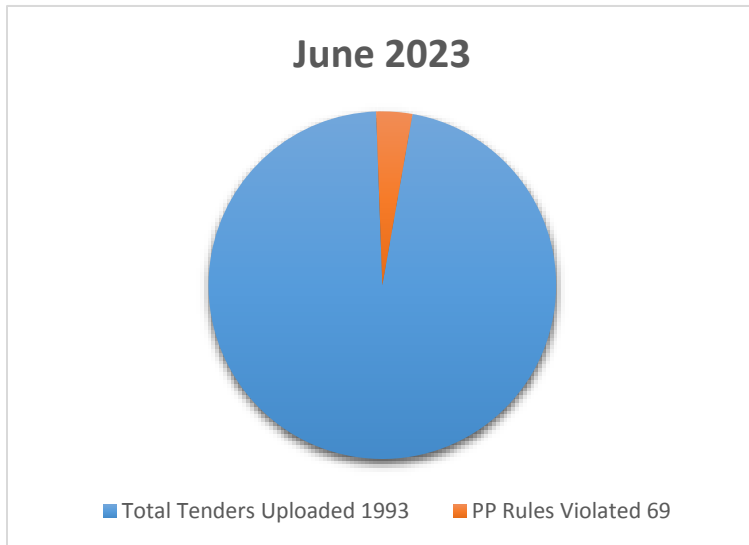


Executive Summary Report

IT Wing

July, 2023

| | | | |
|--|---------------|--------------|--------------------|
| Total number of tenders published and checked by IT Wing | 2392 | | |
| No of tenders in which rules violation found and conveyed to Procuring Agencies (PAs) | 79 | | |
| Rate of total violations found during this period | 3.3% | | |
| No. of Tenders Uploaded at PPRA Website received through | | | |
| | Online | Email | Fax/Letters |
| Tenders Uploaded | 865 | 1278 | 249 |
| %age Uploaded | 36.16% | 53.43% | 10.41% |

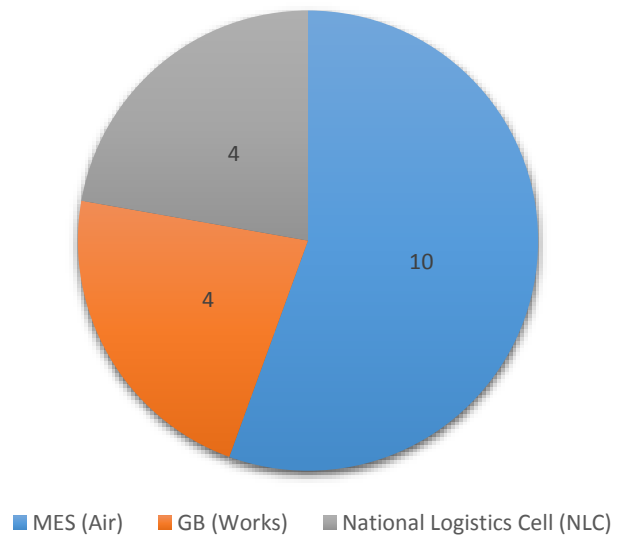


Top Three (03) Procuring Agencies

| Organizations | June 2023 | July 2023 |
|------------------------------------|----------------------|----------------------|
| Pakistan Public Works Department | - | 189 |
| Pakistan Railways | - | 165 |
| Sui Northern Gas Pipelines Limited | 145 | 139 |
| Pakistan Railways | 82 | - |
| Cantonment Board | 77 | - |

Top Three Procuring Agencies Having Most Violation

June 2023



July 2023

