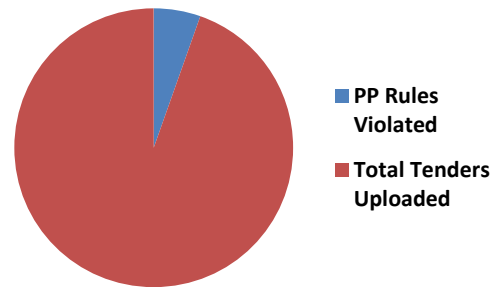


Executive Summary Report
IT & Research Wing
March 2019

Total number of tenders published and checked by IT & Research Wing								3134
No of tenders in which rules violation found and conveyed to Procuring Agencies (PAs)								125
Rate of total violations found during this period								3.99 %
No. of Tenders Uploaded at PPRA Website received through								
Online		Email		Fax / Letters		Newspaper		
Rate of posting of tenders	36.27 %	Rate of posting of tenders	46.67 %	Rate of posting of tenders	16.14 %	Rate of posting of tenders	0.93 %	
No of tenders in which rules violation found and conveyed to PAs	46	No of tenders - rules violation found and conveyed to PAs	58	No of tenders - rules violation found and conveyed to PAs	20	No of tenders - rules violation found and conveyed to PAs	1	
Rate of violations of PPRA Rules	1.45%	Rate of violations of PPRA Rules	1.86%	Rate of violations of PPRA Rules	0.64%	Rate of violations of PPRA Rules	0.04%	
PPRA Rules Compliance by PAs				22 %				

February 2019

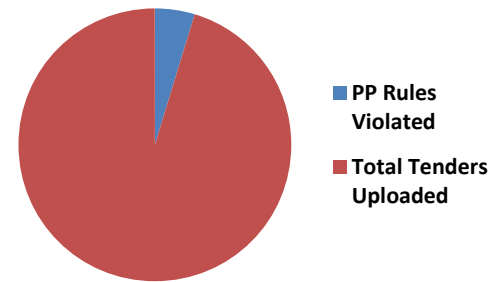
No. of Tenders PP Rules Violated 152



Total Tenders Uploaded 2654

March 2019

No. of Tenders PP Rules Violated 125



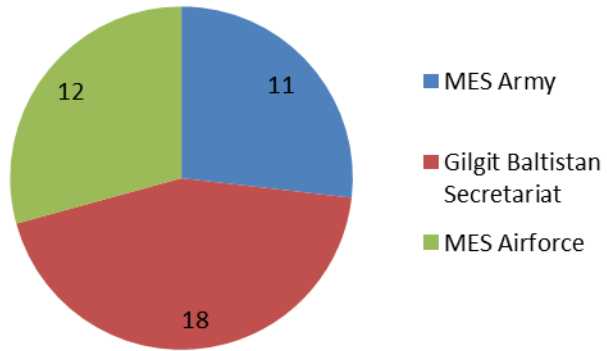
Total Tenders Uploaded 3009

Top Three (03) Procuring Agencies

Organizations	Feb 2019	Mar 2019
Sui Northern Gas Pipelines Limited	298	269
Sui Southern Gas Company Limited	110	144
Pakistan Ordnance Factories (POF)	136	
MES (Army)		121

Top Three (03) Procuring Agencies Having Most Violations

February 2019



March 2019

