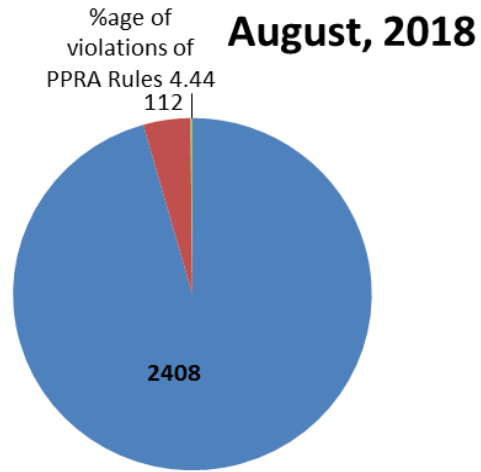
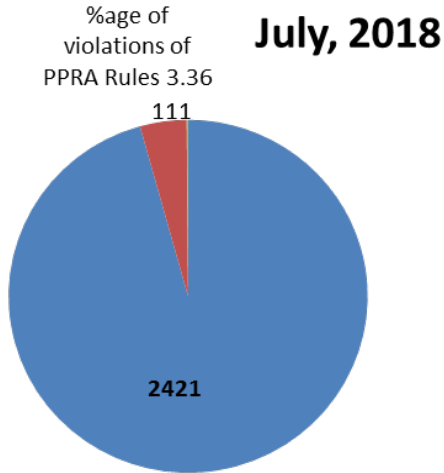


# Executive Summary Report

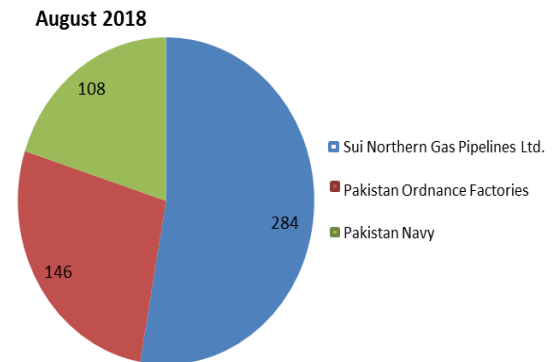
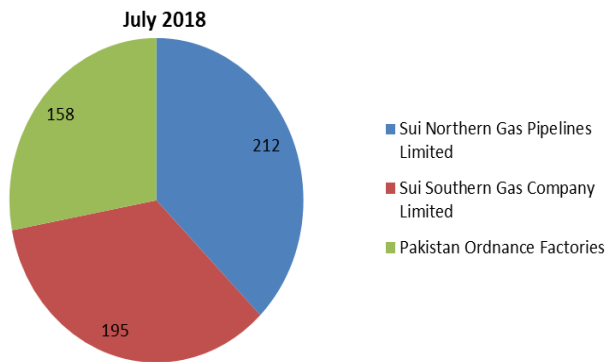
## July – August 2018

Months	Total Tenders Uploaded	No. of Tenders in Violation of PP Rules	As %age of Total Tenders
July, 2018	2532	111	3.36 %
August, 2018	2520	112 ↑ (1.08%)	4.44 % ↑



- Total Tenders Uploaded
- No. of Tenders PP Rules Violated
- As %age of Total Tenders

### Top Three (03) Tenderers



### Top Three (03) PP Tender Rules Violators

\*"A"

